



Clean Energy Survey Results

May 7, 2020



Key Findings

- 4 out of 5 voters want government to create jobs in clean energy - much more than in coal, oil, gas
- Neither government nor business is trusted by a majority of voters to get people back to work

To Get People Back to Work, Neither Government Nor Business Is Trusted by a Majority of Voters

None of the organizations, institutions or political leaders tested is trusted by a majority of voters

More voters:

- Trust state and local government rather than the federal government to get tens of millions of unemployed people back to work
- Trust Trump than Biden

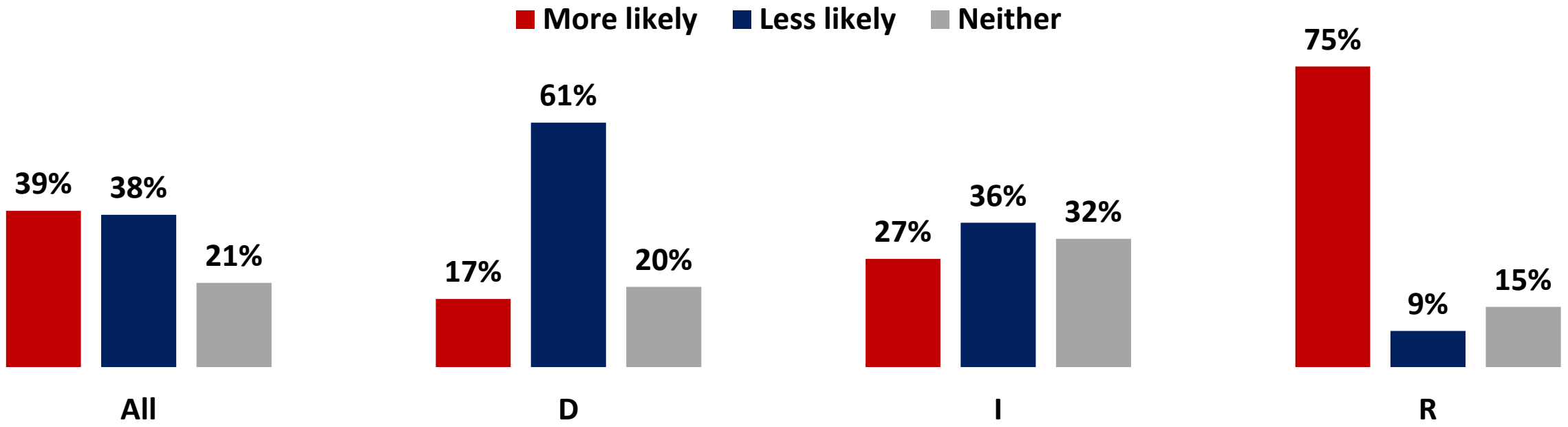
Only 7% trust Mitch McConnell with this task

Which of the following do you trust to figure out how to get tens of millions of unemployed people back to work? Please select all that apply.

	Natl	Frontline	AZ	CO	MI	PA	WI	D	I	R	M	F	18-29	30-44	45-64	65+	White	AfAm	Hisp
State government	38%	40%	35%	41%	36%	39%	37%	41%	36%	35%	41%	35%	37%	41%	33%	46%	38%	29%	43%
Local government	38%	34%	32%	43%	30%	35%	36%	37%	39%	38%	36%	40%	35%	39%	37%	41%	39%	34%	41%
Donald Trump	34%	34%	33%	29%	31%	32%	31%	14%	27%	65%	43%	27%	25%	33%	36%	43%	40%	9%	32%
Small businesses	32%	38%	37%	42%	38%	38%	41%	30%	37%	32%	37%	28%	27%	32%	31%	43%	33%	25%	30%
Private sector	30%	37%	38%	34%	32%	35%	38%	27%	31%	33%	40%	22%	10%	33%	33%	43%	34%	17%	26%
Federal government	29%	25%	24%	23%	20%	25%	21%	26%	30%	32%	32%	26%	31%	32%	26%	29%	28%	26%	46%
Joe Biden	25%	28%	27%	25%	25%	28%	26%	45%	17%	5%	25%	26%	25%	21%	27%	28%	21%	42%	31%
Big businesses	22%	24%	23%	22%	22%	24%	20%	17%	28%	24%	27%	17%	23%	24%	19%	24%	21%	25%	25%
Nancy Pelosi	17%	16%	16%	16%	15%	13%	13%	30%	6%	6%	16%	17%	16%	12%	20%	18%	14%	27%	17%
Mitch McConnell	7%	7%	7%	5%	6%	6%	6%	5%	1%	13%	9%	4%	6%	8%	4%	11%	7%	5%	8%
Other	1%	2%	3%	3%	2%	2%	3%	2%	1%	1%	2%	1%	0%	1%	3%	1%	1%	2%	3%
No one	5%	4%	5%	6%	4%	4%	6%	6%	8%	2%	3%	7%	2%	5%	6%	5%	5%	6%	1%
Don't know	4%	4%	6%	5%	7%	5%	6%	4%	9%	2%	1%	7%	8%	3%	3%	6%	5%	5%	3%

Donald Trump's Response to the Unemployment Problem Makes Independents Less Likely Rather than More Likely to Vote for Him, but 1/3 Are Neither More Nor Less Likely to Vote for Him

Does the response of Donald Trump to the unemployment problem make you more likely or less likely to vote for him in November 2020?

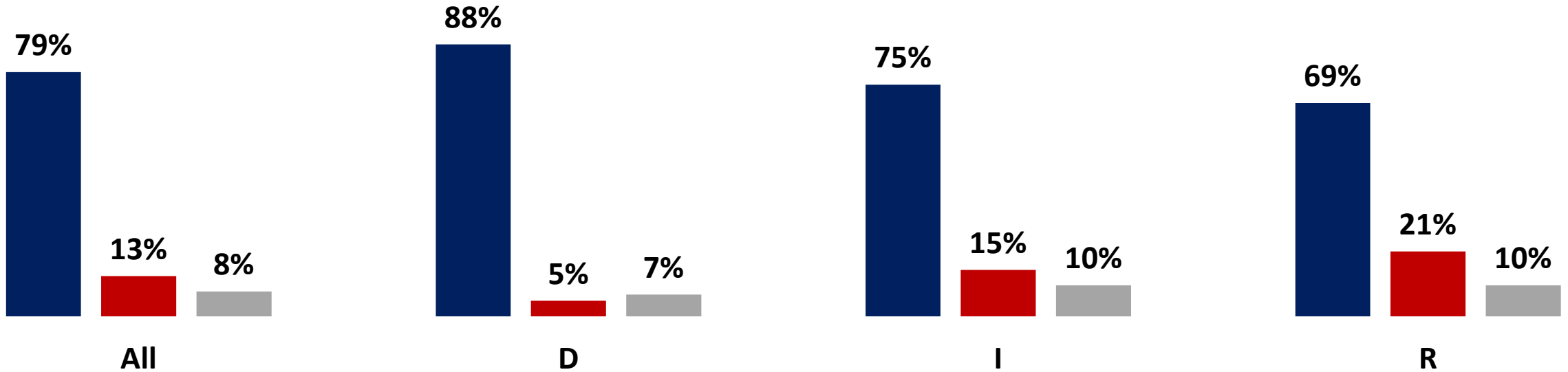


More/Less/Neither	All	D	I	R	M	F	18-29	30-44	45-64	65+	White	AfAm	Hisp
National	39/38/21	17/61/20	27/36/32	75/9/15	48/33/18	31/42/24	31/38/26	39/37/20	41/37/21	43/39/17	44/34/20	21/57/18	35/36/26
Frontline	35/41/21	10/72/15	22/37/35	70/9/18	40/38/19	30/43/23	29/54/11	35/38/23	33/43/21	38/36/22	38/37/22	-	29/58/13
AZ	34/38/24	3/66/29	26/42/26	68/11/19	42/36/22	28/41/26	27/40/30	32/43/20	38/37/22	37/33/28	37/36/24	-	20/50/29
CO	28/44/24	4/68/26	18/48/28	66/12/18	30/43/23	26/45/26	24/46/24	19/47/28	35/43/22	34/39/25	31/41/25	-	25/52/15
MI	29/38/29	3/65/27	20/39/36	66/7/23	35/33/28	23/43/29	21/43/31	25/45/27	33/32/30	33/39/25	34/33/30	12/53/27	-
PA	33/40/24	10/66/21	27/37/29	64/10/25	39/39/20	27/41/27	24/50/22	33/36/27	34/39/24	37/39/21	37/36/24	11/62/25	-
WI	32/38/27	8/60/29	23/37/35	69/12/18	38/36/24	27/40/30	26/48/22	27/39/32	38/31/28	32/40/24	36/35/27	6/64/27	-

Four Out of Five Voters Want the US Government to Create Jobs in Clean Energy, Including Three Out of Four Independents

Do you think the US government should invest in creating jobs that build [SPLIT: green/clean/renewable] energy infrastructure, such as wind turbines, solar panels, power lines, and electric vehicle charging equipment?

■ Yes ■ No ■ Don't know



Y/N	All	D	I	R	M	F	18-29	30-44	45-64	65+	White	AfAm	Hisp
National	79/13	88/5	75/15	69/21	78/15	79/10	82/10	85/8	77/15	67/19	77/14	80/10	83/9
Frontline	76/15	89/6	74/17	62/24	71/21	79/10	79/15	82/5	78/12	66/25	74/17	-	82/9
AZ	78/14	91/4	79/14	66/24	74/21	83/8	90/8	86/4	71/20	74/19	77/15	-	86/10
CO	80/13	92/2	80/15	65/24	82/14	77/13	87/9	87/7	78/15	61/28	76/16	-	92/6
MI	77/15	90/4	77/17	63/25	74/20	80/9	89/7	82/9	73/16	67/27	74/17	89/7	-
PA	75/16	87/7	77/17	59/26	71/22	79/11	88/8	79/12	76/15	60/27	73/17	82/13	-
WI	72/16	90/3	69/17	53/31	67/25	76/8	83/10	77/8	65/23	70/17	69/18	88/9	-

Voters Strongly Prefer US Government Investment in Clean Energy Jobs Rather than Oil, Gas and Coal

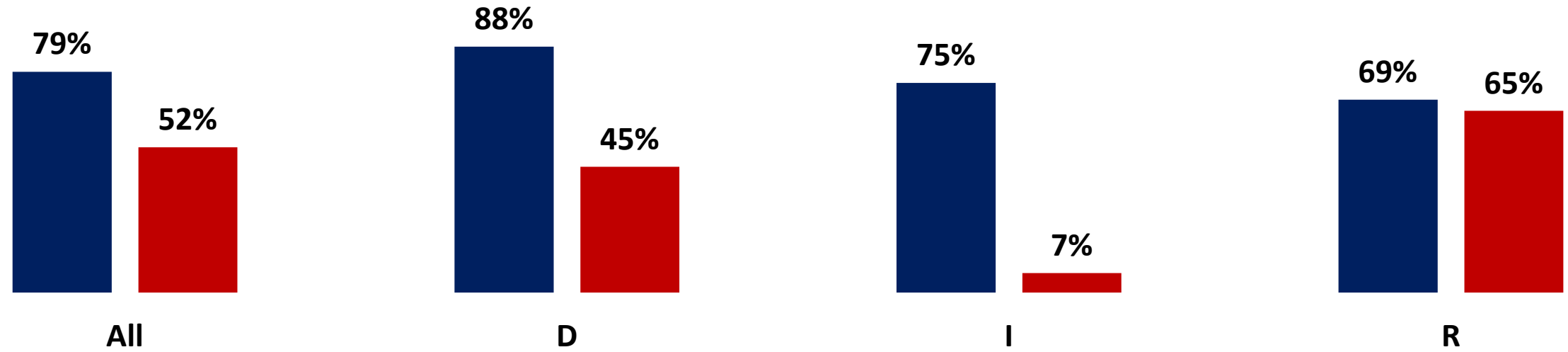
Even Republicans Prefer US Government Investment in Clean Energy Jobs Rather than Oil, Gas and Coal

Clean Energy: Do you think the US government should invest in creating jobs that build [SPLIT: green/clean/renewable] energy infrastructure, such as wind turbines, solar panels, power lines, and electric vehicle charging equipment?

Oil, Gas and Coal: Do you think the US government should invest in creating jobs in drilling for oil and gas and mining for coal?

Percent 'Yes'

■ Clean Energy ■ Oil, Gas & Coal

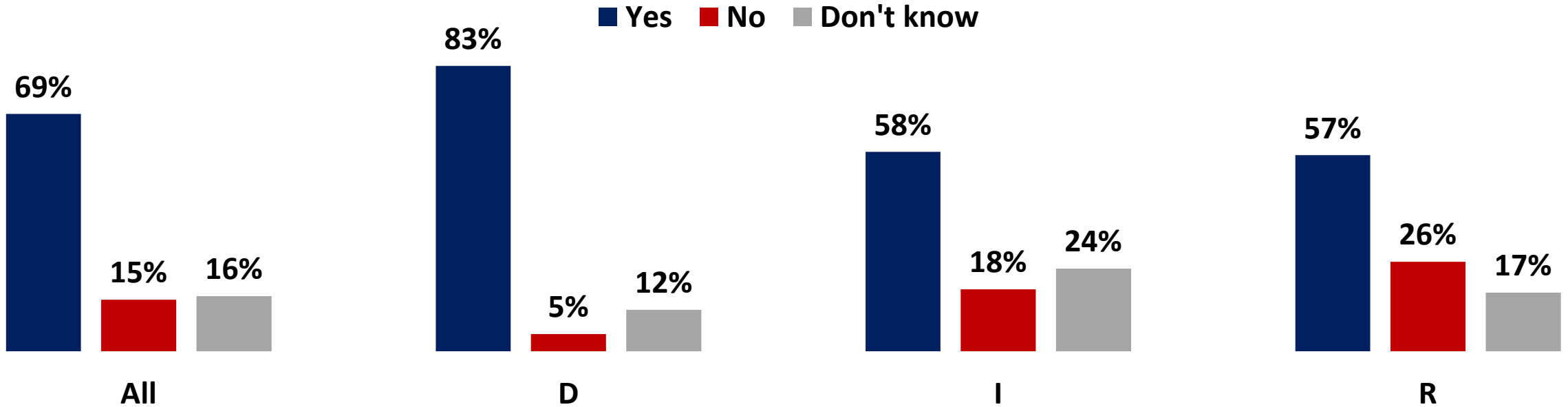


Clean Energy Oil, Gas & Coal	All	D	I	R	M	F	18-29	30-44	45-64	65+	White	AfAm	Hisp
National	79 52	88 45	75 47	69 65	78 58	79 47	82 53	85 68	77 46	67 41	77 53	80 54	83 54
Frontline	76 40	89 27	74 30	62 62	71 41	79 40	79 41	82 51	78 39	66 34	74 38	-	82 60
AZ	78 42	91 29	79 37	66 56	74 43	83 40	90 51	86 54	71 36	74 31	77 39	-	86 50
CO	80 38	92 23	80 34	65 61	82 44	77 32	87 51	87 36	78 36	61 30	76 34	-	92 58
MI	77 39	90 33	77 34	63 49	74 43	80 34	89 48	82 42	73 37	67 29	74 35	89 53	-
PA	75 42	87 33	77 40	59 54	71 44	79 40	88 50	79 45	76 42	60 32	73 40	82 60	-
WI	72 38	90 32	69 26	53 58	67 42	76 34	83 52	77 34	65 39	70 29	69 36	88 57	-



Seven Out of Ten Voters Want the US Government to Deposit \$35 Billion in a Nonpartisan Nonprofit Fund for Clean Energy Job Creation

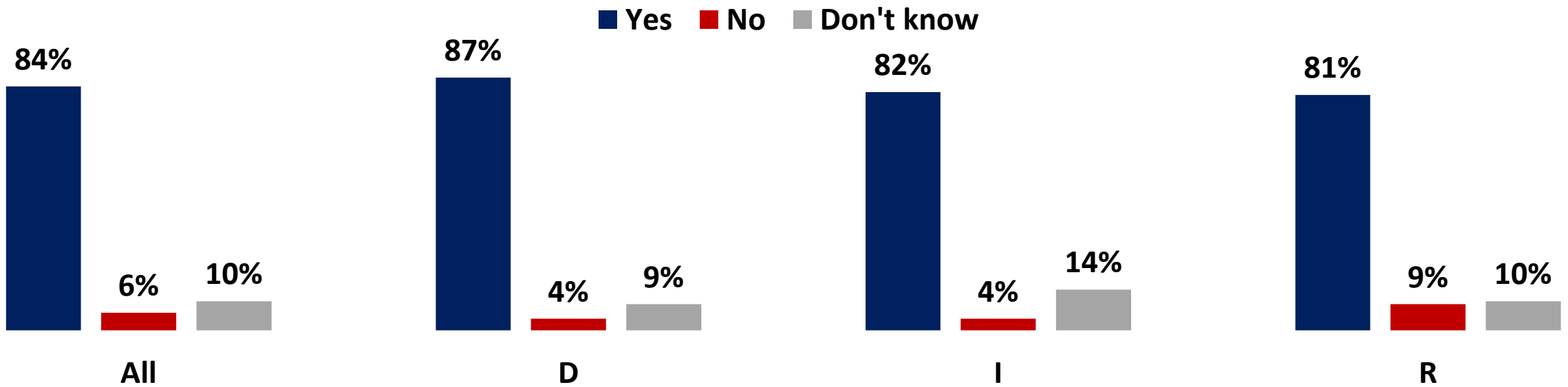
Do you think the US government should pass a law that deposits \$35 billion in a nonpartisan nonprofit fund that would create five million new jobs in [SPLIT: green/clean/renewable] energy? This plan would ensure that consumers pay the same or less for electricity than we pay today.



Y/N	All	D	I	R	M	F	18-29	30-44	45-64	65+	White	AfAm	Hisp
National	69/15	83/5	58/18	57/26	73/17	64/13	75/10	76/9	67/17	52/24	65/15	81/8	72/21
Frontline	64/18	79/7	57/25	53/26	62/23	65/14	69/19	75/7	65/17	53/29	62/19	-	73/18
AZ	64/16	81/7	58/18	52/24	63/21	65/12	78/10	73/9	59/20	53/23	62/16	-	69/19
CO	67/16	84/5	64/19	52/27	68/20	66/13	74/13	73/9	62/18	59/31	65/19	-	73/8
MI	60/21	74/9	59/24	44/31	56/27	63/14	76/11	67/17	51/24	52/30	55/24	76/6	-
PA	61/20	75/9	51/21	48/33	62/23	60/18	64/18	71/11	61/21	46/31	60/21	58/16	-
WI	59/20	73/9	57/22	46/30	59/25	60/15	74/16	65/11	49/25	61/21	58/20	67/15	-

Four Out of Five Voters Also Want the US Government to Invest in Creating Jobs in Transportation, Water and Sewage

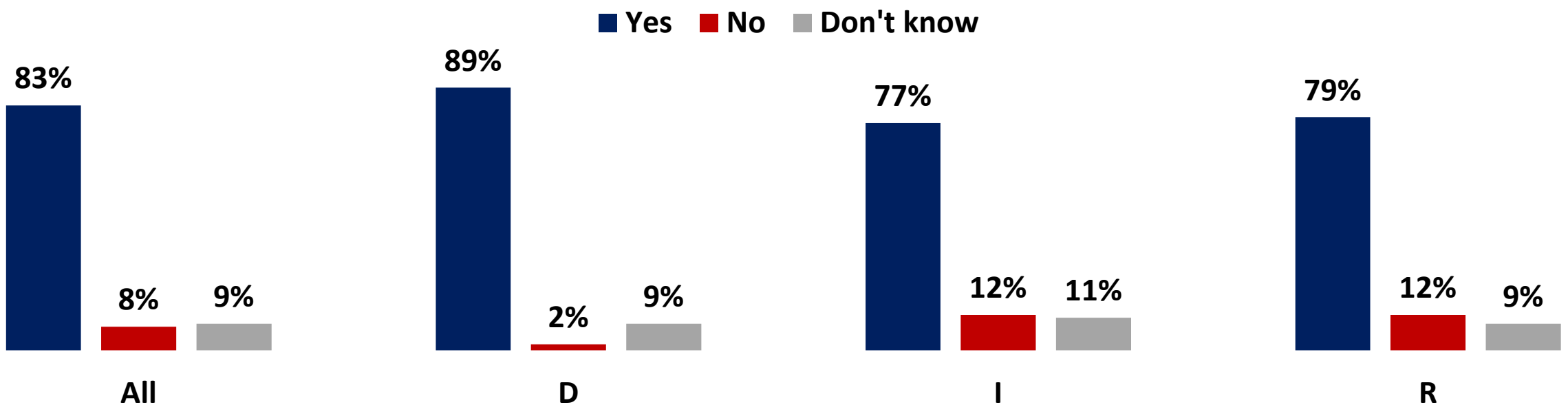
As you may know, at least 26 million Americans lost their jobs in the last five weeks, bringing the national unemployment rate from just 3.5% to around 20% or more - the highest since the Great Depression. Do you think the US government should invest in creating jobs that build transportation, water, and sewage infrastructure?



Y/N	All	D	I	R	M	F	18-29	30-44	45-64	65+	White	AfAm	Hisp
National	84/6	87/4	82/4	81/9	88/6	81/6	87/5	86/4	82/7	83/5	82/6	88/6	89/2
Frontline	79/6	79/5	81/6	79/7	84/7	76/5	84/6	84/4	73/7	82/7	79/6	-	84/7
AZ	82/6	83/3	82/6	80/8	85/7	79/4	89/4	84/3	77/8	82/6	82/6	-	84/4
CO	81/6	84/2	83/6	74/9	88/5	74/7	87/6	80/5	76/7	82/4	78/7	-	85/2
MI	78/8	86/3	77/8	71/14	84/9	73/7	79/8	77/12	76/7	85/7	76/9	87/5	-
PA	81/7	84/3	85/7	75/12	88/6	75/8	87/4	83/5	79/9	76/9	78/8	91/4	-
WI	72/9	80/5	70/11	66/13	76/11	69/8	77/7	73/7	69/14	76/5	70/11	91/3	-

Four Out of Five Voters Also Want the US Government to Invest in Creating Jobs in Communications

Do you think the US government should invest in creating jobs that build communications infrastructure, like bringing high speed Internet to rural areas?



Y/N	All	D	I	R	M	F	18-29	30-44	45-64	65+	White	AfAm	Hisp
National	83/8	89/2	77/12	79/12	84/8	82/8	85/10	90/4	83/7	70/12	82/8	83/8	84/8
Frontline	78/10	85/7	74/13	75/12	75/15	81/6	75/12	87/4	75/13	78/12	76/12	-	84/4
AZ	80/11	83/9	81/10	76/14	77/14	82/8	88/8	86/7	76/12	75/15	79/10	-	84/11
CO	80/8	89/3	77/10	75/12	81/9	80/7	85/7	83/6	79/11	74/8	78/10	-	85/2
MI	74/14	81/10	70/18	69/16	73/16	74/12	78/14	76/15	73/14	70/14	73/14	77/14	-
PA	80/10	84/7	77/13	76/13	84/10	76/10	88/6	81/8	79/12	74/14	78/11	91/2	-
WI	74/12	82/8	71/14	68/14	78/13	70/11	81/10	71/11	73/14	73/10	72/13	88/9	-

70% of Voters or More Support Each Measure Below As Part of Clean Energy Job Creation Even Among Republican Voters, More than 60% Support Each Measure

Do you think the US government should invest in creating jobs that do the following?

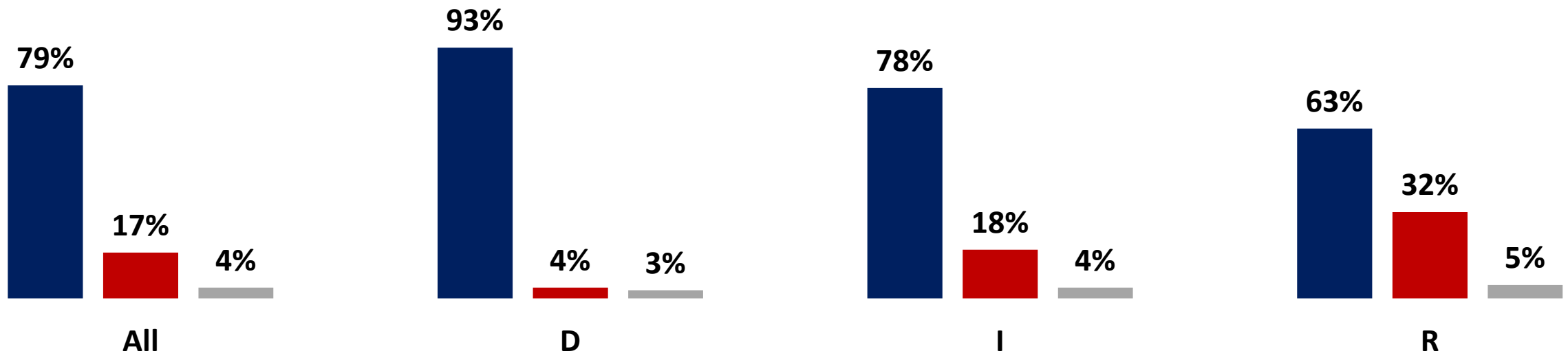
Y/N	Natl	Frontline	AZ	CO	MI	PA	WI	D	I	R	M	F	18-29	30-44	45-64	65+	White	AfAm	Hisp
Provide solar and wind power without raising prices paid by consumers for electricity	78/14	76/15	78/15	79/14	72/18	74/15	74/16	90/5	69/19	68/23	80/15	76/13	76/12	86/9	79/15	64/21	77/15	77/13	80/13
Build electric lines to bring inexpensive solar and wind power to consumers	77/15	75/16	78/14	80/11	71/17	72/18	71/16	88/7	70/20	68/22	78/17	76/13	77/14	83/10	78/16	64/21	77/15	72/16	79/17
Protect people from storms, droughts, fires, and other impacts of climate change	75/13	71/18	72/19	71/18	67/17	69/20	66/20	85/5	72/17	64/21	76/13	74/13	80/12	83/11	72/13	63/18	73/14	80/12	76/10
Pay for tree planting in environmentally damaged areas like Appalachia	70/17	70/14	68/17	71/16	66/19	64/22	64/21	77/10	68/20	62/24	74/17	66/17	71/13	78/13	70/18	56/25	70/17	74/15	69/19
Renovate buildings so they consume less power	70/17	63/23	67/22	68/21	63/23	64/23	62/24	82/8	61/22	61/26	70/19	71/15	78/15	85/9	67/18	46/31	67/19	81/12	83/12

Four Out of Five Voters Say Climate Change Is a Major Crisis (40%) or a Real Problem (39%) Only 17% Say Climate Change Is Overblown (13%) or a Hoax (4%)

Even among Republicans, nearly two-thirds (63%) say climate change is a major crisis (29%) or a real problem (34%) and only one-third (32%) say it is overblown (26%) or a hoax (6%)

Which is closest to your view? 1. Climate change is a major crisis and we need to take emergency measures to deal with it right now; 2. Climate change is a real problem and we need to take reasonable steps to reduce climate change; 3. Climate change is overblown and we don't need to do anything about it; 4. Climate change is a hoax and we don't need to do anything about it

■ Climate Change Realists ■ Climate Change Deniers ■ Don't know



	Natl	Frontline	AZ	CO	MI	PA	WI	D	I	R	M	F	18-29	30-44	45-64	65+	White	AfAm	Hisp
Climate Change Realists	79%	79%	78%	60%	76%	77%	77%	93%	78%	63%	79%	79%	79%	78%	77%	71%	78%	81%	81%
<i>Climate change is a major crisis and we need to take emergency measures to deal with it right now</i>	40	33	33	36	31	30	29	59	22	29	39	41	38	49	38	34	42	31	38
<i>Climate change is a real problem and we need to take reasonable steps to reduce climate change</i>	39	46	45	44	45	47	48	34	56	34	40	38	41	39	39	37	36	50	43
Climate Change Deniers	17%	18%	17%	18%	20%	19%	19%	4%	18%	32%	18%	15%	17%	8%	20%	23%	19%	15%	12%
<i>Climate change is overblown and we don't need to do anything about it</i>	13	14	13	12	15	15	15	3	11	26	14	11	12	6	15	18	14	10	12
<i>Climate change is a hoax and we don't need to do anything about it</i>	4	4	4	6	5	4	4	1	7	6	4	4	5	2	5	5	5	5	0

Methodology

We conducted n = 4,242 interviews online among likely voters nationwide April 23 – May 1

- n = 610 respondents nationwide
- n = 607 respondents in 2020 Frontline US House districts*
- n = 605 respondents in Arizona
- n = 604 respondents in Colorado
- n = 606 respondents in Michigan
- n = 604 respondents in Pennsylvania
- n = 606 respondents in Wisconsin

Margin of error is +/- 4 percentage points

Respondents are demographically representative of likely 2020 voters (gender, age, ethnicity)

Don't know and other low incidence responses may be omitted

Small subgroups may be omitted due to small sample size (Hispanic in MI, PA and WI; African American in AZ, CO and Frontline)

* 2020 Frontline US House districts are US House districts identified by the DCCC as competitive in 2020